

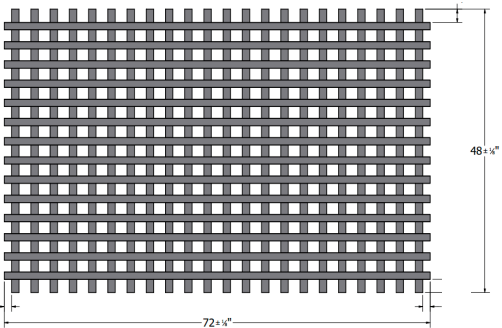
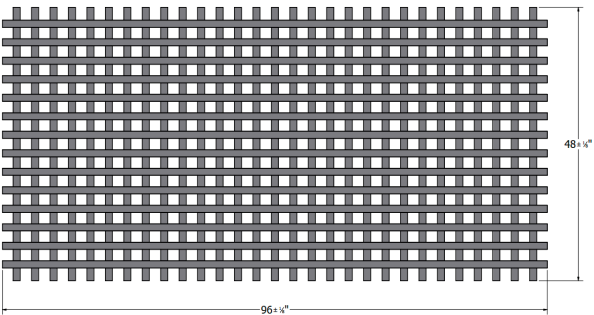
Hidden Weld Aluminum Lattice

Enhance your hardscape with Permalatt’s Hidden Weld Aluminum Lattice. Aluminum lattice will add beauty and elegance to your outdoor living area and is a great investment to your home or business.

Permalatt’s Hidden Weld Aluminum Lattice is robotically welded at every intersection providing a stronger bond to the lattice. The welds are hidden within the slats, offering a clean, finished look.




Available in 2” Square pattern in 4’ x 8’ and 4’ x 6’ sheets and eight powder coat colors.



4’ x 8’ Sheets and 4’ x 6’ Sheets Available

Aluminum Powder Coating Colors


Textured Colors




Black Fine Texture



Brown Fine Texture




Bronze Fine Texture



Grey Fine Texture


Satin Finish Colors




Chocolate



Gloss White



Ninety Bronze



Satin Black

Colors shown are a close representation of the true color. Please consult actual samples for accurate powder coating colors.



Permalatt Products, Inc.
Lifetime Limited Warranty
Aluminum Warranty

Permalatt Products, Inc. warrants to the purchaser that its Aluminum Products are free of defects in workmanship and materials and that, in the course of normal and proper use, its Powder Coated Aluminum Products will not crack, peel, blister, flake, rust, nor be subject to abnormal weathering per **AAMA 2603, 2604, or 2605** specifications (depending on powder coating used on product).

This warranty covers:

- Any defect in materials and workmanship.
- Powder Coating Fade and Color Retention per AAMA specifications.
- Saltwater and Corrosive Environments
 - For installations within 1500 feet of Saltwater, Salt Environments, or other Contaminants, the Lifetime Limited Warranty reverts to a 10-Year Limited Warranty for living entities and 5-Year Limited Warranty for non- living entities.

This warranty will be effective:

- For the lifetime of the owner of real estate upon which the material is installed. An online warranty registration must be completed on the Permalatt website (Permalatt.com). The original owner will have 30 days to complete this online registration for the warranty to be valid.

This warranty applies to:

- The purchasing owner. Proof of purchase must be provided. This is a Lifetime Limited Warranty.
- The Lifetime Limited Warranty applies only to living entities. Non-living entities shall include but are not limited to governments, municipalities, corporations, trusts, and commercial operations. All non-living entities shall receive a 25-year limited warranty from the date of purchase.

Warranty claim process:

- Submit a claim via the PERMALATT website within 30 days of discovering the claimed defect.
- If Permalatt Aluminum Products are found to be defective and covered by this warranty, Permalatt Products, Inc. will provide replacement of the defective products, or at the sole discretion of Permalatt Products, Inc., will provide financial compensation equal to the original purchase price of the defective product.
- Gloss Retention and Fade (Delta E) readings will be measured on a clean surface free of dirt, chalk, oxidized film or other contaminants per AAMA 2603, AAMA 2604, or AAMA 2605 depending on powder coating used on the product.

Limitations and conditions not covered:

- Damage caused by faulty installation or from improper applications. Installation instructions are available on the PERMALATT website (Permalatt.com).
- Damage attributable to fire, violent storms, earthquakes, or other Acts of God, accidents, vandalism, or other casualties, impact of objects or exposure to atmospheric pollutants or conditions other than natural weather processes.
- Damage or discoloration due to misuse, abuse, abrasion (including sand abrasion), and improper storage or the alteration of the material by paints, chemicals, or other substances not recommended for PERMALATT Aluminum Products.
- Any part relative to gate hardware, mechanism, and/or operators. Please refer to Gate Hardware Warranty.
- Cost of installation or removal, freight, labor, and similar costs.
- Any incidental or consequential damages.
- All Saltwater and Corrosive Environments installations, including installations where the atmosphere is influenced by bodies of salt water, salt environments, or contaminant conditions, must adhere to the care and cleaning guidelines specified on the PERMALATT website (Permalatt.com), as modified from time to time.

Other considerations:

- The manufacturer of this material does not recommend or approve this material for all possible end use applications. Your Local Code Authority should be consulted regarding safety and applicability for intended usage.
- The Warranty gives you specific legal rights, and you may also have other rights that vary from state to state.

The warranty statements contained in this limited warranty set forth the only warranties extended by Permalatt Products, Inc. for its PERMALATT Aluminum products, and the provisions of this warranty shall constitute the entire liability of Permalatt Products, Inc. and the property owner's exclusive remedy for breach of this warranty. No other warranty, written, made by Permalatt Products, Inc. or any agent thereof, which is not contained or authorized herein, will be recognized by Permalatt Products, Inc.

Permalatt.com PO Box 405, Bremen, IN 46506 Effective 10-09-2023

REGISTER YOUR WARRANTY AT PERMALATT.COM



Hidden Weld
Aluminum Lattice
Patent Pending



10-Step Powder Coating Process

The 10-step powder coating process prides an uncompromising quality created by state-of-the-art technology. Our system is certified by the Powder Coating Institute providing peace of mind in your investment. Our powder coating is verified by the American Architectural Manufacturers Association, has AAMA 2604 specifications and is covered by a Lifetime Limited Warranty.

Step 1: The raw premium-grade aluminum is inspected to be free of blemishes and is not exposed to the outdoor elements.

Step 2: The product enters a heated cleaning stage to remove extrusion debris and fabrication oils.

Step 3: Clean: City water rinse.

Step 4: Cleaner: Recycling reverse osmosis water rinse.

Step 5: Cleanest: Pure reverse osmosis water rinse.


Step 6: Sealer: Dried-in-place aluminum sealer.

Step 7: A 200 MPH air blast removes water drops from the pre-treated aluminum.

Step 8: A convection oven completes the dry-off process.


Step 9: Powder is applied with 18 automated & 2 manual spray guns. Compressed process air is dried to -35°F Dew Point for superior adhesion.

Step 10: The powder coating is then bonded and adhered to the aluminum substrate in a 400 degree cure stage.



Clip & Cover Installation

Easy 1-2-3 Installation



1 Insert channel clip into slat



2 Fasten channel clip to frame




3 Snap cover over channel clips




Channel Installation

Easy 1-2-3 Installation




1 Insert spacer clip into slat



2 Add U-channel, mount & trim channel



3 Fasten mount to frame



Deco Post Options



53" Post Package

POST PACKAGE INCLUDES:

- One 53" 4" X 4" Aluminum Deco Post with 0.090" wall & welded plate
- One Flair
- One Cap
- Bolts
- Spacers

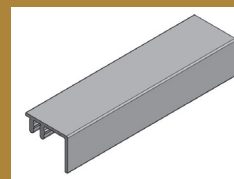
SINGLE POSTS AVAILABLE IN 8' & 10' LENGTHS

All Deco Aluminum Posts are 4" x 4" with a 0.090" wall.

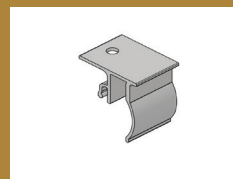
Available in all powder coating colors.



Clip & Cover Installation Accessories



Channel Cover




Channel Clip


Scan for Clip & Cover Installation Instructions




Channel Installation Accessories




U-Channel



Mount



Spacer Clip



Trim Channel

Scan for Channel Installation Instructions



4" FLAIR & BRACKET KIT

Available in all powder coating colors.

