

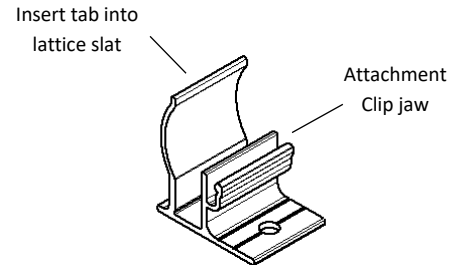
Permalatt Aluminum Lattice

2" Square 4' x 6' Lattice Panel

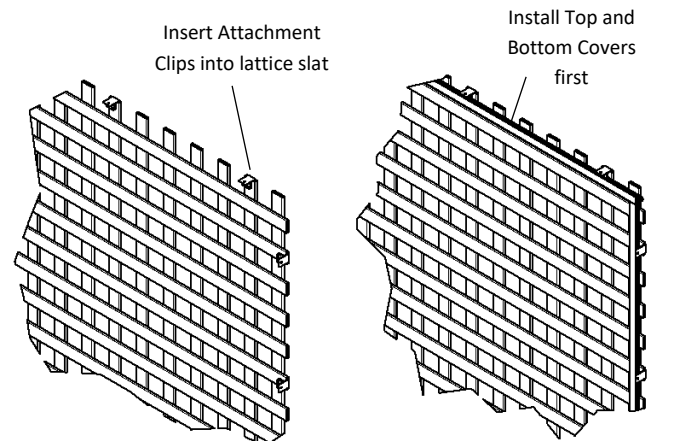
Installation Instructions

- It is the responsibility of the installer to meet all code and safety requirements, and to obtain all required building permits. The installer should determine and implement the installation techniques appropriate for each unique installation situation. Permalatt Products, Inc. and its distributors shall not be held liable for improper or unsafe installations.

- Rough opening for 4' x 6' lattice panel needs to be 48_1/8" x 72_1/8" for attachment clips to be used on full lattice panels. Lattice panels can be cut down for smaller size openings.
- When installing covers on one side only insert attachment clips into front of lattice slats facing attachment clip base towards front of panel.
- When installing covers on both sides of panels follow procedure outlined in Step 2 and then add additional attachment clips onto backside of lattice panel inserting into lattice slats and face attachment clip base towards backside of panel.
- After all attachment clips are positioned onto lattice panel place lattice panel into rough opening and anchor attachment clips to perimeter of rough opening using appropriate fasteners.
- Cut top and bottom horizontal covers to fit into rough opening of lattice panel. Position top and bottom covers so that back of covers touch lattice panel and leg of covers align with attachment clip jaws. Use a rubber mallet and tap top and bottom covers into place.
- After top and bottom covers are in place cut left and right side vertical covers to length. Position these two covers between top and bottom covers and align cover leg to attachment clip jaws. Use a rubber mallet to tap side covers into place.

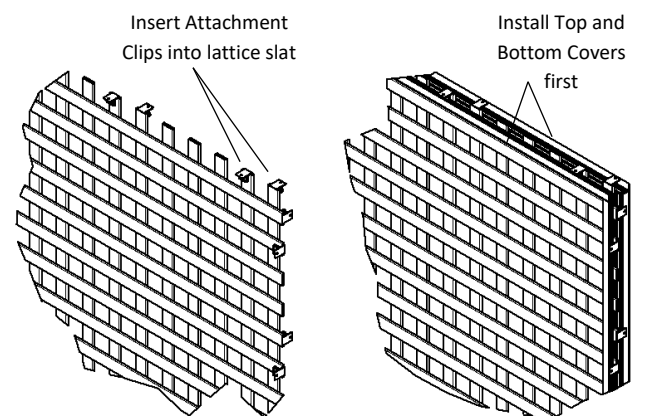


Attachment Clip



Lattice Panel with Attachment Clips for Cover on one side

Lattice Panel with Covers on one side



Lattice Panel with Attachment Clips for Covers on both sides

Lattice Panel with Covers on both sides

Permalatt Aluminum Lattice

2" Square 4' x 6' Lattice Panel

Installation Instructions

- It is the responsibility of the installer to meet all code and safety requirements, and to obtain all required building permits. The installer should determine and implement the installation techniques appropriate for each unique installation situation. Permalatt Products, Inc. and its distributors shall not be held liable for improper or unsafe installations.

